

IPEDS 2021-22 Data Collection System

IPEDS HELP DESK (877) 225-2568 | ipedshelp@rti.org
OMB NO. 1850-0582 v.29 : Approval Expires 8/31/2022
User ID: 88G4439

12-month Enrollment 2021-22

Institution: University of Florida (134130)

User ID: 88G4439

Overview

12-month Enrollment Overview

The 12-month Enrollment component collects unduplicated student enrollment counts and instructional activity data for an entire 12-month period. Using the instructional activity data reported, a full-time equivalent (FTE) student enrollment at the undergraduate and graduate level is estimated (4-year institutions only). Institutions with Doctor's - professional practice students will also report the FTE enrollment of those students (4-year institutions only). NCES uses the FTE enrollment to produce indicators such as expenses by function per FTE as reported in the IPEDS Data Feedback Report.

Data Reporting Reminder:

- All institutions must use the July 1 - June 30 reporting period.
- Report data to accurately reflect the time period corresponding with the IPEDS survey component, even if such reporting is seemingly inconsistent with prior-year reporting. For example, if a summer term began later than usual due to Coronavirus Pandemic postponements, continue to report using the timeframes as defined in the IPEDS instructions. NCES expects that some data reported during the 2021-22 data collection year will vary from established prior trends due to the impacts of Coronavirus Pandemic. If an error edit is triggered even when submitting accurate data, please indicate in the corresponding context box or verbally to the Help Desk that the seemingly inconsistent data are accurate and reflect the effects of Coronavirus Pandemic.

Changes to reporting for 2021-22:

- New FAQ has been added to clarify reporting of degree/certificate-seeking undergraduates across EF, E12, and OM survey components.
- Edited FAQs to clarify student enrollment statuses (e.g., full-time/part-time) are typically not determined by summer term enrollment, but rather determined at their first full term of enrollment (i.e., fall or spring).

Resources:

- To download the survey materials for this component: [Survey Materials](#)
- To access your prior year data submission for this component: [Reported Data](#)

If you have questions about completing this survey, please contact the IPEDS Help Desk at 1-877-225-2568.


Institution: University of Florida (134130)

Undergraduate Instructional Activity Type

Which instructional activity units will you use to report undergraduate instructional activity?

- Undergraduate instructional activity data in Part B may be reported in units of clock hours or credit hours.
- Please note that any graduate level instructional activity must be reported in credit hours. (4-year institutions only)

- Clock hours
- Credit hours
- Both clock and credit hours (some undergraduate programs measured in clock hours and some measured in credit hours)

 You may use the box below to provide additional context for the data you have reported above. Context notes will be posted on the College Navigator website. Therefore, you should write all context notes using proper grammar (e.g., complete sentences with punctuation) and common language that can be easily understood by students and parents (e.g., spell out acronyms).

Institution: University of Florida (134130)

Part A - Unduplicated Count for Full-time Undergraduate Students

12-month Unduplicated Count by Race/Ethnicity and Gender - Full-time Undergraduate Students

July 1, 2020 – June 30, 2021

Reporting Reminders:

- The 12-month unduplicated count must be equal or greater than the corresponding prior year fall enrollment.
- Report Hispanic/Latino individuals of any race as Hispanic/Latino
- Report race for non-Hispanic/Latino individuals only
- Even though Teacher Preparation certificate programs may require a bachelor's degree for admission, they are considered subbaccalaureate undergraduate programs, and students in these programs are undergraduate students.

Men

Students enrolled for <u>credit</u>	Degree/certificate-seeking			Total degree/certificate-seeking	Non-degree/non-certificate-seeking	Total, Full-time undergraduate students
	First-time	Non-first-time				
		Transfer-in	Continuing/Returning			
<u>Nonresident alien</u>	51	36	329	416	33	449
<u>Hispanic/Latino</u>	558	316	2,290	3,164	37	3,201
<u>American Indian or Alaska Native</u>	2		16	18		18
<u>Asian</u>	349	43	980	1,372	7	1,379
<u>Black or African American</u>	96	44	502	642	13	655
<u>Native Hawaiian or Other Pacific Islander</u>		1	7	8		8
<u>White</u>	1,392	472	5,339	7,203	85	7,288
Two or more races	134	48	389	571	10	581
<u>Race and ethnicity unknown</u>	55	18	316	389	9	398
Total men	2,637	978	10,168	13,783	194	13,977
Total men prior year	2,675	1,039	10,463	14,177	175	14,352

Women

Students enrolled for <u>credit</u>	Degree/certificate-seeking			Total degree/certificate-seeking	Non-degree/non-certificate-seeking	Total, Full-time undergraduate students
	First-time	Non-first-time				
		Transfer-in	Continuing/Returning			
<u>Nonresident alien</u>	52	34	308	394	45	439
<u>Hispanic/Latino</u>	849	341	3,246	4,436	103	4,539
<u>American Indian or Alaska Native</u>	1	1	20	22		22
<u>Asian</u>	430	69	1,245	1,744	31	1,775
<u>Black or African American</u>	258	46	881	1,185	49	1,234
<u>Native Hawaiian or Other Pacific Islander</u>		2	18	20		20
<u>White</u>	1,888	559	7,000	9,447	274	9,721
Two or more races	180	34	617	831	18	849
<u>Race and ethnicity unknown</u>	68	13	397	478	6	484
Total women	3,726	1,099	13,732	18,557	526	19,083
Total women prior year	3,849	1,193	13,656	18,698	279	18,977

Grand total (2020-21)	6,363	2,077	23,900	32,340	720	33,060
Prior year data:						

Grand total (men+women) prior year	6,524	2,232	24,119	32,875	454	33,329
Total Full-time undergraduate enrollment Fall 2020 <i>NOTE: Grand total (2020-21) calculated above is expected to be greater than total Full-time undergraduate enrollment Fall 2020.</i>	6,301	1,555	23,363	31,219	257	31,476

Institution: University of Florida (134130)

Part A - Unduplicated Count for Part-time Undergraduate Students

12-month Unduplicated Count by Race/Ethnicity and Gender - Part-time Undergraduate Students

July 1, 2020 – June 30, 2021

Reporting Reminders:

- The 12-month unduplicated count must be equal or greater than the corresponding prior year fall enrollment.
- Report Hispanic/Latino individuals of any race as Hispanic/Latino
- Report race for non-Hispanic/Latino individuals only
- Even though Teacher Preparation certificate programs may require a bachelor's degree for admission, they are considered subbaccalaureate undergraduate programs, and students in these programs are undergraduate students.

Men

Students enrolled for <u>credit</u>	Degree/certificate-seeking			Total degree/certificate-seeking	Non-degree/non-certificate-seeking	Total, Part-time undergraduate students
	First-time	Non-first-time				
		Transfer-in	Continuing/Returning			
<u>Nonresident alien</u>	2	2	38	42	31	73
<u>Hispanic/Latino</u>	4	65	474	543	112	655
<u>American Indian or Alaska Native</u>			6	6	4	10
<u>Asian</u>	3	21	179	203	59	262
<u>Black or African American</u>	9	5	114	128	49	177
<u>Native Hawaiian or Other Pacific Islander</u>		1	6	7	1	8
<u>White</u>	7	120	1,046	1,173	385	1,558
Two or more races	1	11	66	78	19	97
<u>Race and ethnicity unknown</u>	1	7	84	92	64	156
Total men	27	232	2,013	2,272	724	2,996
Total men prior year	12	205	1,904	2,121	273	2,394

Women

Students enrolled for <u>credit</u>	Degree/certificate-seeking			Total degree/certificate-seeking	Non-degree/non-certificate-seeking	Total, Part-time undergraduate students
	First-time	Non-first-time				
		Transfer-in	Continuing/Returning			
<u>Nonresident alien</u>	2	3	27	32	35	67
<u>Hispanic/Latino</u>	2	73	475	550	157	707
<u>American Indian or Alaska Native</u>			2	2	2	4
<u>Asian</u>	3	7	160	170	57	227
<u>Black or African American</u>	3	7	166	176	83	259
<u>Native Hawaiian or Other Pacific Islander</u>			4	4	1	5
<u>White</u>	11	74	869	954	579	1,533
Two or more races		9	85	94	38	132
<u>Race and ethnicity unknown</u>	1	1	56	58	78	136
Total women	22	174	1,844	2,040	1,030	3,070
Total women prior year	15	149	1,803	1,967	285	2,252

Grand total (2020-21)	49	406	3,857	4,312	1,754	6,066
Prior year data:						

Grand total (men+women) prior year	27	354	3,707	4,088	558	4,646
Total Part-time undergraduate enrollment Fall 2020 <i>NOTE: Grand total (2020-21) calculated above is expected to be greater than total Part-time undergraduate enrollment Fall 2020.</i>	32	194	2,792	3,018	437	3,455

Institution: University of Florida (134130)

Part A - Unduplicated Count for Graduate Students

12-month Unduplicated Count by Race/Ethnicity and Gender - Graduate Students

July 1, 2020 – June 30, 2021

Reporting Reminders:

- The 12-month unduplicated count must be equal or greater than the corresponding prior year fall enrollment.
- Report Hispanic/Latino individuals of any race as Hispanic/Latino
- Report race for non-Hispanic/Latino individuals only
- Report **all** postbaccalaureate degree and certificate students as graduate students, **including any doctor's - professional practice students (formerly first-professional)**

Men

Students <u>enrolled for credit</u>	<u>Graduate students</u>
<u>Nonresident alien</u>	2,173
<u>Hispanic/Latino</u>	1,227
<u>American Indian or Alaska Native</u>	20
<u>Asian</u>	560
<u>Black or African American</u>	432
<u>Native Hawaiian or Other Pacific Islander</u>	8
<u>White</u>	4,345
Two or more races	228
<u>Race and ethnicity unknown</u>	309
Total men	9,302
Total men prior year	9,302

Women

Students <u>enrolled for credit</u>	<u>Graduate students</u>
<u>Nonresident alien</u>	1,484
<u>Hispanic/Latino</u>	1,853
<u>American Indian or Alaska Native</u>	22
<u>Asian</u>	686
<u>Black or African American</u>	927
<u>Native Hawaiian or Other Pacific Islander</u>	14
<u>White</u>	6,581
Two or more races	408
<u>Race and ethnicity unknown</u>	387
Total women	12,362
Total women prior year	11,580

Grand total (2020-21)	21,664
Prior year data:	
Unduplicated headcount (2019-20)	20,882
Total enrollment Fall 2020	18,441
<i>NOTE: Grand total (2020-21) calculated above is expected to be greater than Total enrollment Fall 2020.</i>	

Institution: University of Florida (134130)


User ID: 88G4439

Part A – 12-month Enrollment by Distance Education Status

12-month Unduplicated Count - Distance Education Status

July 1, 2020 – June 30, 2021

	Undergraduate Students		Graduate Students
	Degree/certificate-seeking	Non-degree/non-certificate-seeking	
Students <i>enrolled exclusively</i> in distance education courses	27,610	2,344	11,652
Students <i>enrolled in at least one but not all</i> distance education courses	8,689	43	5,865
Students <i>not enrolled in any</i> distance education courses	353	87	4,147
Total (from prior part A screens)	36,652	2,474	21,664

 You may use the box below to provide additional context for the data you have reported above. Context notes will be posted on the College Navigator website. Therefore, you should write all context notes using proper grammar (e.g., complete sentences with punctuation) and common language that can be easily understood by students and parents (e.g., spell out acronyms).

Institution: University of Florida (134130)

Part B - Instructional Activity

12-month Instructional Activity

July 1, 2020 - June 30, 2021

Instructional Activity Reporting Reminder:

- Instructional activity is used to calculate an IPEDS FTE based on the institution's reported calendar system.
- Graduate credit hour activity should not include any doctor's - professional practice activity, the total of those students' FTE is entered separately instead.

FTE Reporting Reminder:

- Institutions need not report their own calculations of undergraduate or graduate FTE unless IPEDS FTE calculations would be misleading for comparison purposes among all IPEDS reporting institutions.

Instructional Activity

	2020-21 total activity	Prior year data
Undergraduate level:		
<u>Credit hour activity</u>	1,046,314	1,052,312
Graduate level:		
<u>Credit hour activity</u> (Do not include doctor's-professional practice instructional activity here; the total FTE of those students should be entered separately below)	306,908	280,699

Full-Time Equivalent (FTE) of Students


	2020-21 total activity	Prior year data
Doctor's - professional practice level:		
<u>Doctor's - professional practice</u> FTE student estimate	3,219	3,362

Calendar system (as reported on the prior year IC Header survey component):	Semester
---	----------

If the IPEDS calculated FTE estimates below are not reasonable, **AND** you have reported the correct instructional activity hours above, enter your best FTE estimate in the "Institution reported FTE" column below and save the page. This option should be used **ONLY** if the calculated estimate is not reasonable for your institution and IPEDS comparisons.

Please provide your best estimate of undergraduate and graduate FTE for the 12-month reporting period **only if the calculated FTE estimate below is not reasonable for IPEDS comparison purposes**. Please provide an explanation in the context box if the option is used due to Coronavirus Pandemic.

	Calculated FTE 2020-21	Institution reported FTE 2020-21	Prior year FTE 2019-20
Undergraduate student FTE	34,877	34,877	35,077
Graduate student FTE (excluding doctor's - professional practice student FTE)	12,788	12,788	11,696
Doctor's - professional practice student FTE		3,219	3,362
Total FTE student enrollment		50,884	50,135

 Context notes will be posted on the College Navigator website. Therefore, you should write all context notes using proper grammar (e.g., complete sentences with punctuation) and common language that can be easily understood by students and parents (e.g., spell out acronyms).

Institution: University of Florida (134130)

Prepared by

Prepared by

Reporting Reminders:

- The name of the preparer is being collected so that we can follow up with the appropriate person in the event that there are questions concerning the data.
- The Keyholder will be copied on all email correspondence to other preparers.
- The time it took to prepare this component is being collected so that we can continue to improve our estimate of the reporting burden associated with IPEDS.
- Please include in your estimate the time it took for you to review instructions, query and search data sources, complete and review the component, and submit the data through the Data Collection System.
- Thank you for your assistance.

This survey component was prepared by:

<input type="radio"/>	Keyholder	<input type="radio"/>	SFA Contact	<input type="radio"/>	HR Contact
<input type="radio"/>	Finance Contact	<input type="radio"/>	Academic Library Contact	<input type="radio"/>	Other

Name:

Email:

How many staff from your institution only were involved in the data collection and reporting process of this survey component?

Number of Staff (including yourself)

How many hours did you and others from your institution only spend on each of the steps below when responding to this survey component?
Exclude the hours spent collecting data for state and other reporting purposes.

Staff member	Collecting Data Needed	Revising Data to Match IPEDS Requirements	Entering Data	Revising and Locking Data
Your office	<input type="text" value="12.00"/> hours	<input type="text" value="20.00"/> hours	<input type="text" value="4.00"/> hours	<input type="text" value="7.00"/> hours
Other offices	<input type="text" value="6.00"/> hours	<input type="text" value="6.00"/> hours	<input type="text"/> hours	<input type="text"/> hours

Institution: University of Florida (134130)

User ID: 88G4439

Summary screen

12-Month Enrollment Component Summary

IPEDS collects important information regarding your institution. All data reported in IPEDS survey components become available in the IPEDS Data Center and appear as aggregated data in various Department of Education reports. Additionally, some of the reported data appears specifically for your institution through the College Navigator website and is included in your institution's Data Feedback Report (DFR). The purpose of this summary is to provide you an opportunity to view some of the data that, when accepted through the IPEDS quality control process, will appear on the College Navigator website and/or your DFR. College Navigator is updated approximately three months after the data collection period closes and Data Feedback Reports will be available through the [Data Center](#) and sent to your institution's CEO in November 2021.

Please review your data for accuracy. If you have questions about the data displayed below after reviewing the data reported on the survey screens, please contact the IPEDS Help Desk at: 1-877-225-2568 or ipedshelp@rti.org.

12-Month Unduplicated Headcount and Full-Time Equivalent Students	
Total 12-month unduplicated headcount	60,790
Undergraduate student unduplicated headcount	39,126
Graduate student unduplicated headcount	21,664
Total 12-month full-time equivalent (FTE) student enrollment	50,884
Undergraduate student FTE	34,877
Graduate student FTE	12,788
Doctor's-professional practice FTE	3,219

Institution: University of Florida (134130)

User ID: 88G4439

Edit Report

12-month Enrollment

There are no errors for the selected survey and institution.